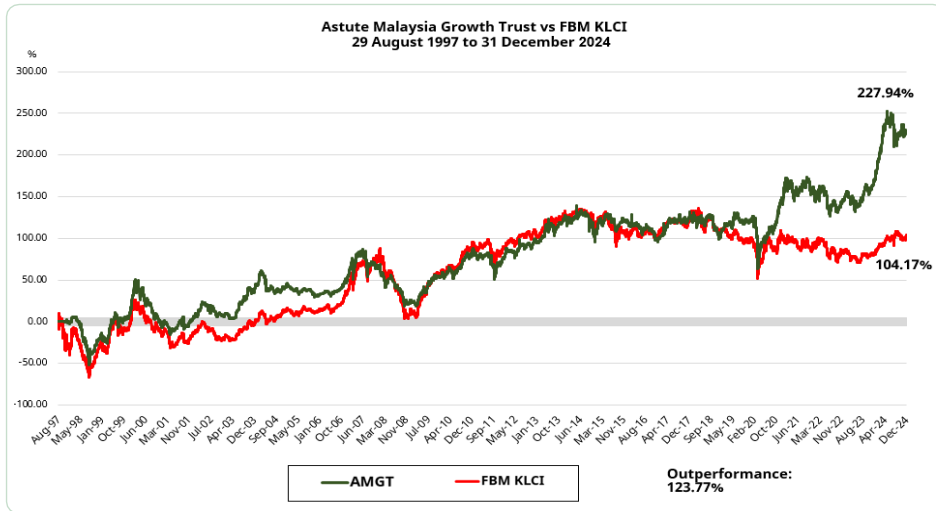


OBJECTIVE

To seek capital appreciation over the medium to long term.

FUND PERFORMANCE BREAKDOWN

Performance chart since inception (Source: Bloomberg)



Cumulative Performance (%)	YTD	1 Month	3 Months	6 Months	1 Year	3 Year	5 Year	Since Inception
Fund	+24.64	+2.60	+3.80	+0.08	+24.64	+28.91	+52.69	+227.94
Benchmark	+12.90	+3.01	-0.40	+3.29	+12.90	+4.77	+3.37	+104.17

Calendar Year Performance (%)	Malaysia Growth Trust	Benchmark*
YTD 2024 @ 31.12.2024	+24.64	+12.90
2023	+9.58	-2.73
2022	-5.61	-4.60
2021	+4.77	-3.67
2020	+13.05	+2.42
Since inception (29.08.1997)	+227.94	+104.17

HISTORICAL DISTRIBUTIONS

Distribution (ex-date)	Distribution / Unit	Unit Split
24.05.2024	0.9 sen	Nil
14.04.2023	0.8 sen	Nil
12.03.2022	0.8 sen	Nil
13.03.2021	0.5 sen	Nil
14.03.2020	2.0 sen	Nil
16.03.2019	2.0 sen	Nil

FUND ALLOCATION

Consumer Prod & Serv.	25.2%	Technology	6.5%
Industrial Prod & Serv.	19.9%	REITS	6.2%
Liquidity	10.4%	Communication	3.3%
Energy	9.1%	Transport & Logistic	3.2%
Financial Services	8.2%	TSR Loans	0.7%
Plantation	7.3%		

TOP 5 HOLDINGS

Holdings	Sector	%
Bumi Armada	Energy	9.11
Alliance	Financial Services	8.22
United Plantations	Plantations	7.33
Hong Leong Industries	Consumer Products & Services	6.49
MBM Resources	Consumer Products & Services	6.15

SPECIFIC RISKS

Market Risk, Particular Stock Risk, Warrant Risk, Negative Return Risk, Currency Risk, Country Risk.

FUND FACTS

Launch Date 06 August 1997
Category / Type Equity / Growth

FEES & CHARGES

Sales Charge
Up to 5.2632% of NAV/unit

Management Fee
1.50% p.a of NAV

Trustee
Maybank Trustees Berhad

Trustee Fee
0.05% p.a of NAV

TRANSACTION DETAILS

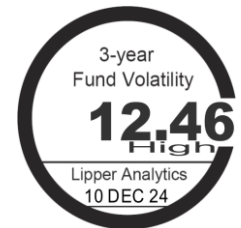
Min Initial Investment
EPF/Cash = RM 1,000

Min Additional Investment
EPF = RM 1,000 / Cash = RM 100

FUND NAV	NAV	Date
High	0.2783 Sen	20.05.2024
Low	0.2137 Sen	02.01.2024

BENCHMARK *
FBM KLCI

FUND VOLATILITY



NAV PER UNIT

RM 0.2569

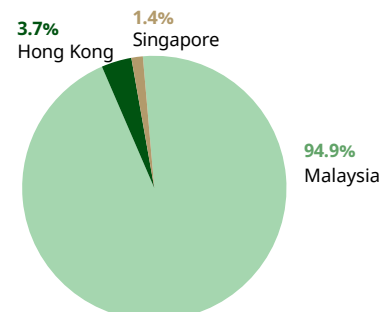
FUND SIZE

RM 13,305,834.51

BLOOMBERG

JFAMGRI MK EQUITY

COUNTRY ALLOCATION



Disclosure Statements: Based on the Fund's portfolio returns as at 10 December 2024, the Volatility Factor (VF) for this Fund is 12.46 and is classified as 'High' (source: Lipper). 'High' includes funds with VF that are above 12.035 but not more than 16.275. The VF means there is a possibility for the Fund in generating an upside return or downside return around this VF. The Volatility Class (VC) is assigned by Lipper based on quintile ranks of VF for qualified funds. VF is subject to monthly revision and VC will be revised every six months. The Fund's portfolio may have changed since this date and there is no guarantee that the Fund will continue to have the same VF or VC in the future. Presently, only funds launched in the market for at least 36 months will display the VF and its VC. A copy of the Master Prospectus dated 17 August 2023 and the Product Highlights Sheet ("PHS") have been registered and lodged with the SC. A PHS highlighting the key features and risks of the Fund is available and investors have the right to request for a PHS. Investors are advised to obtain, read and understand the Prospectus and the PHS before investing and to consider the fees and charges involved. The Prospectus and the PHS can be obtained from our office, our authorised distributors, consultants or representatives. Any issue of units to which the Prospectus relates will only be made on receipt of a Master Account Application Form referred to and accompanying with a copy of the Prospectus.

Warning Statements: This fact sheet has not been reviewed by the Securities Commission Malaysia ("SC"). Federation of Investment Managers Malaysia ("FIMM") and Employees Provident Fund ("EPF"). The SC, FIMM and EPF are not liable for this fact sheet and are not in any way associated with this fact sheet. The SC, FIMM and EPF are not responsible for the contents herein and do not make any representation on the accuracy or completeness of this fact sheet, either in whole or in part. Where unit trust loan financing is available, you are advised to read and understand the contents of the unit trust loan financing risk disclosure statement before deciding to borrow to purchase units. The price of units and distributions payable, if any, may go down as well as up. Where a unit split/distribution is declared, you are advised that following the issue of additional units/distribution, the net asset value per unit will be reduced from pre-unit split NAV/cum-distribution NAV to post-unit split NAV/ex-distribution NAV. Where a unit split is declared, the value of your investment in Malaysian Ringgit will remain unchanged after the distribution of the additional units. The past performance of the Fund should not be taken as an indicative of its future performance.

The specific risks of the Fund are market risk, particular stock risk, warrant risk, negative return risk, currency risk and country risk.